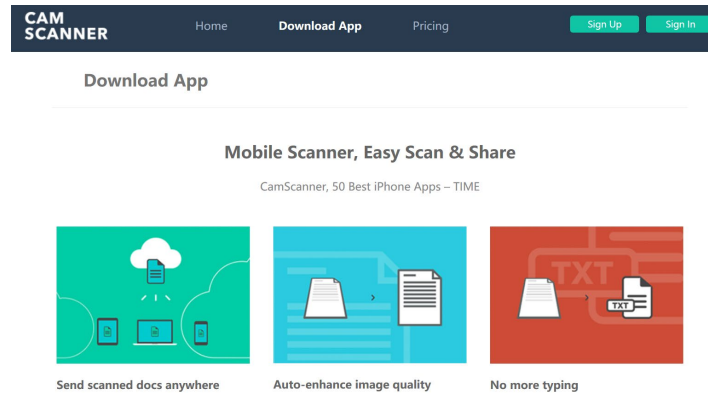


Looking for an easy way to PDF your student's work and submit to their Assignment Submission Folder?

- 1) Download the CAM SCANNER to your tablet or phone:

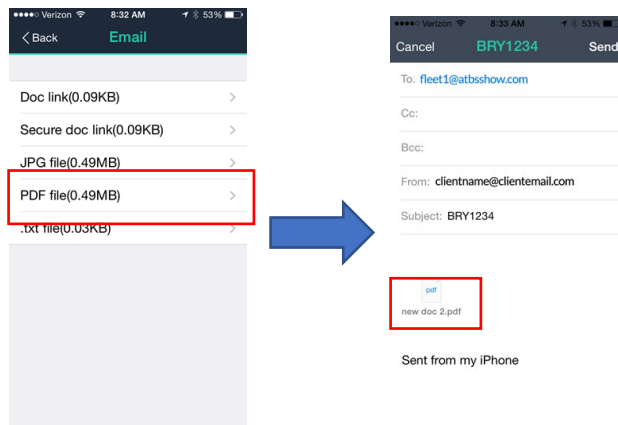
<https://www.camscanner.com/user/download>



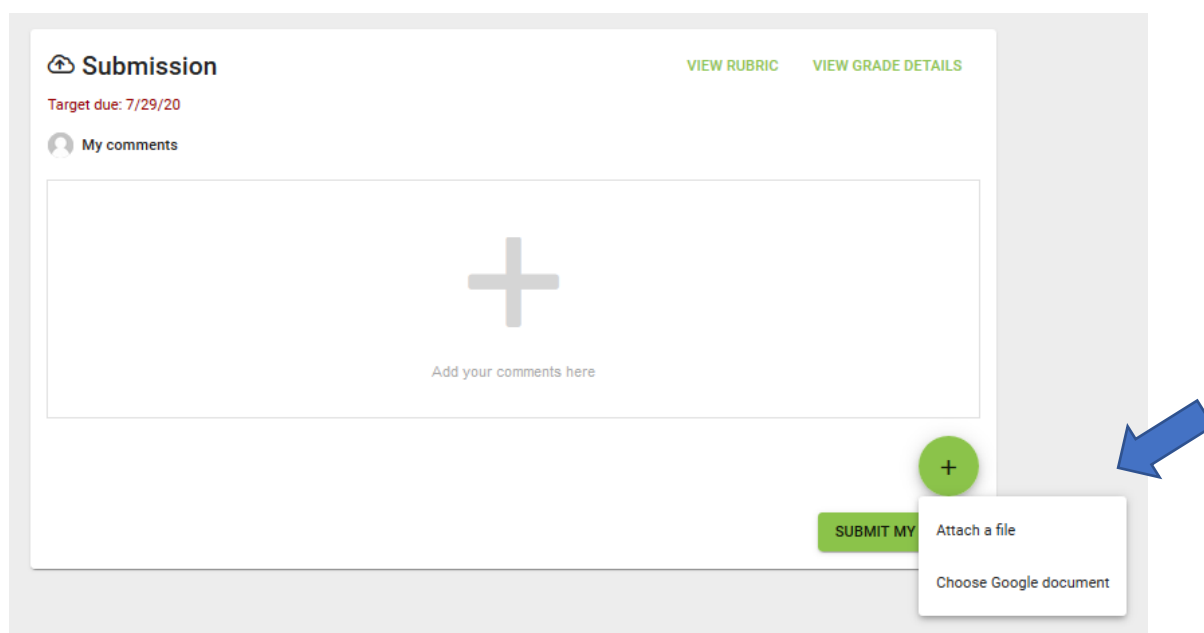
- 2) Use **CAM SCANNER** to take “pictures” of your student’s work and then send an email to yourself of a single document PDF. This can then be saved to your computer then submitted to Dropbox for grading.
- 3) See here for tips on taking images of “batch” documents for creating a SINGLE PDF. *This will allow you to take multiple pictures of assignment pages to create a SINGLE PDF document for submission.*

[How to take images of multiple assignments and pages to create a single PDF](#)

- 4) Once you have done the above batch or single photo steps above, and selected the v symbol for each photo, you will have all of your documents in one file.
- 5) Press the **EMAIL** button in the lower right hand portion of the screen. (This may vary according to your device.)
- 6) The document list will pop up. Select the PDF option from the list and it will create an email containing your assignments as a PDF attachment. Insert your **Assignment name** in the subject line of the email and send it to **YOUR PERSONAL EMAIL!**



7) Once you receive it in **YOUR EMAIL** account, you will then **save it to your computer or Google Drive**, and submit it into the **Submission Assignment Area** as shown below for your teacher.



**CamScanner will automatically save a copy of the document in My Documents/Homepage of the application.*

Please reach out to your teacher if you have further questions on how to submit your assignments to Dropbox.